

Contextual Menus Mac OS X 10

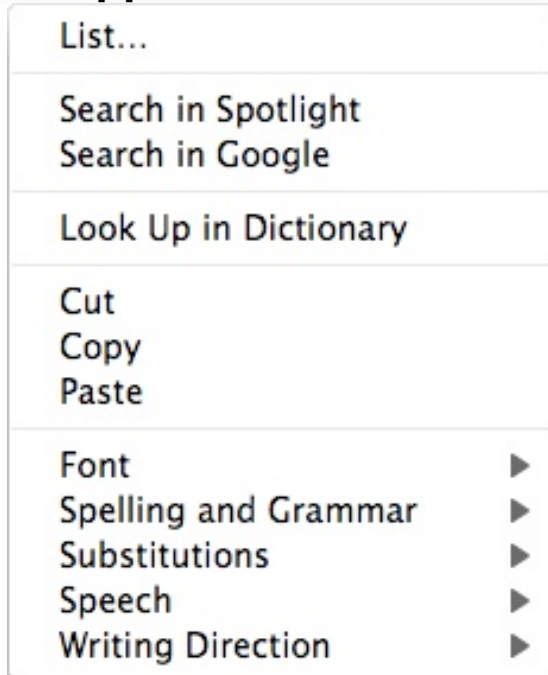
“In Mac OS X, when you hold the **Ctrl** key down and click an item (e.g., an icon or window), a pop-up menu appears. It is called a contextual menu because its contents depend on the item you click; the menu features a list of commands you can perform relative to, or within the context of, the item you click. For example, if you **Ctrl**-click a file icon, you can choose to open it, open a Get Info or an Info window about it, give it a label, duplicate it, or make an alias of it. Other items will give you different menu options. Contextual menus appear with most items in the Finder, but won't necessarily be available in other applications.” Quoted from Indiana University Knowledge Base



Safari in the Dock - Contextual Menu

Examples of CM's in Text Application Documents

Text Application - Ctrl Click word



Ctrl Click on misspelled hersepower"

"hersepower"

This word was not found in the spelling dictionary.

Unlearn Spelling

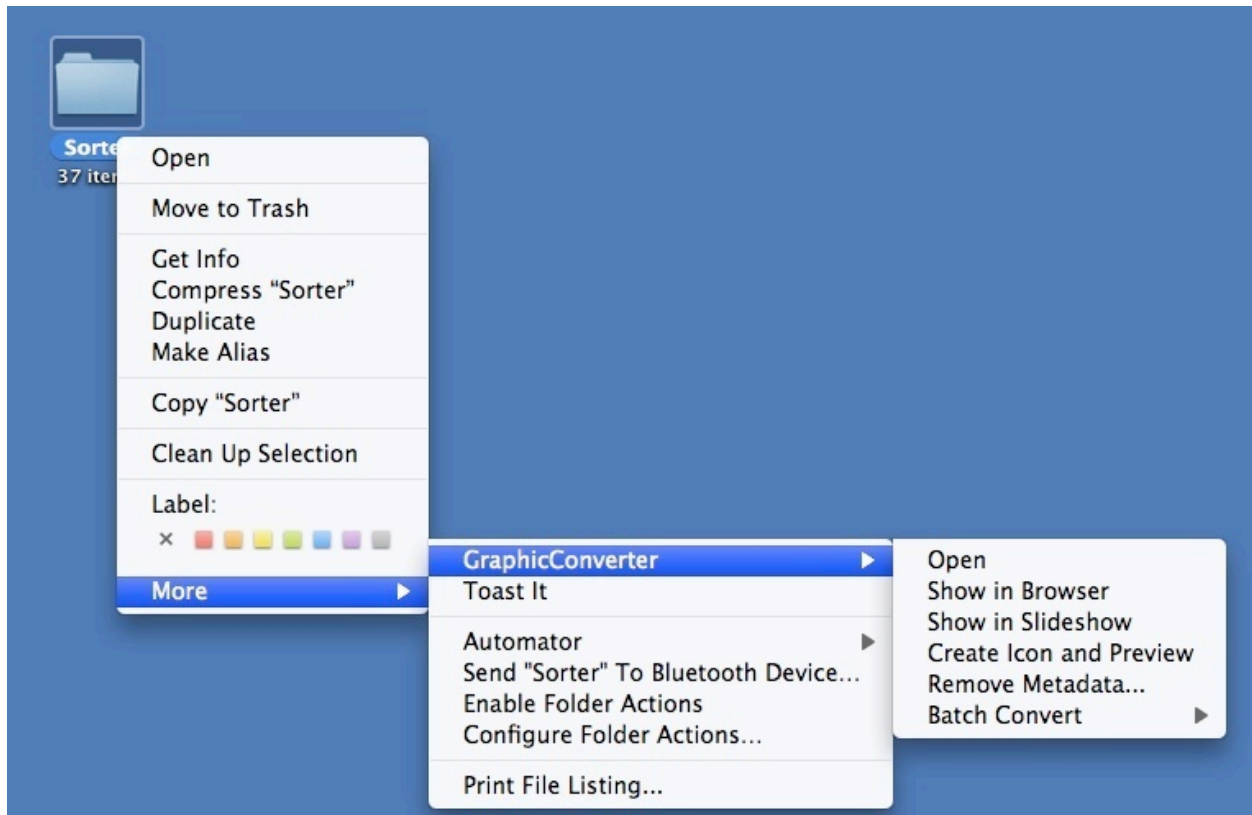
Search in Spotlight
Search in Google

Look Up in Dictionary

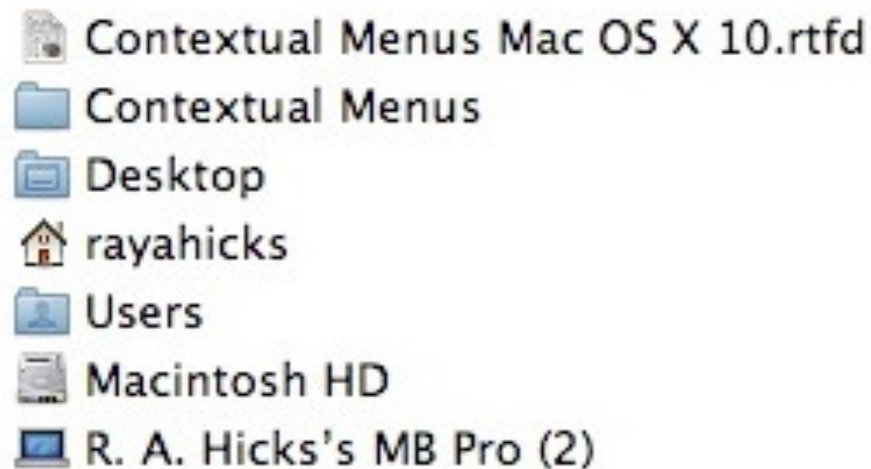
Cut
Copy
Paste

Font ▶
Spelling and Grammar ▶
Substitutions ▶
Speech ▶
Writing Direction ▶

"Unlearn spelling"



CM for a folder that was on desktop.



Item path from the icon on the menubar title

These are a few examples of contextual menus that are available as shortcuts for easy access to various tools and functions. Using Contextual Menu Shortcuts can time and make your computer use much easier

A **context menu** (also called **contextual**, **shortcut**, and **popup** or **pop-up menu**) is a menu in a **graphical user interface** (GUI) that appears upon user interaction, such as a **right mouse click**. A context menu offers a limited set of choices that are available in the current

state, or context, of the operating system or application.

“Context menus are opened via various forms of user interaction that target a region of the GUI that supports context menus. The specific form of user interaction and the means by which a region is targeted vary:

-Clicking the secondary mouse button (usually the right button) opens a context menu for the region that is under the mouse pointer.
- On systems that support one-button mice, context menus are typically opened by pressing and holding the primary mouse button (this works on the icons in the Dock on [Mac OS X](#)) or by pressing a keyboard/mouse button combination (e.g. Ctrl-mouse click in [Mac OS](#))” Source: Wikipedia